



# NPROJECTS

PORTFOLIO

April 2025




# A word from us...

Our mission is to transform our clients design dreams into reality-by crafting furniture and home decor pieces that blend timeless craftsmanship with accessible luxury. We adapt to diverse tastes and spaces, ensuring that every design comes to life without compromising on quality.



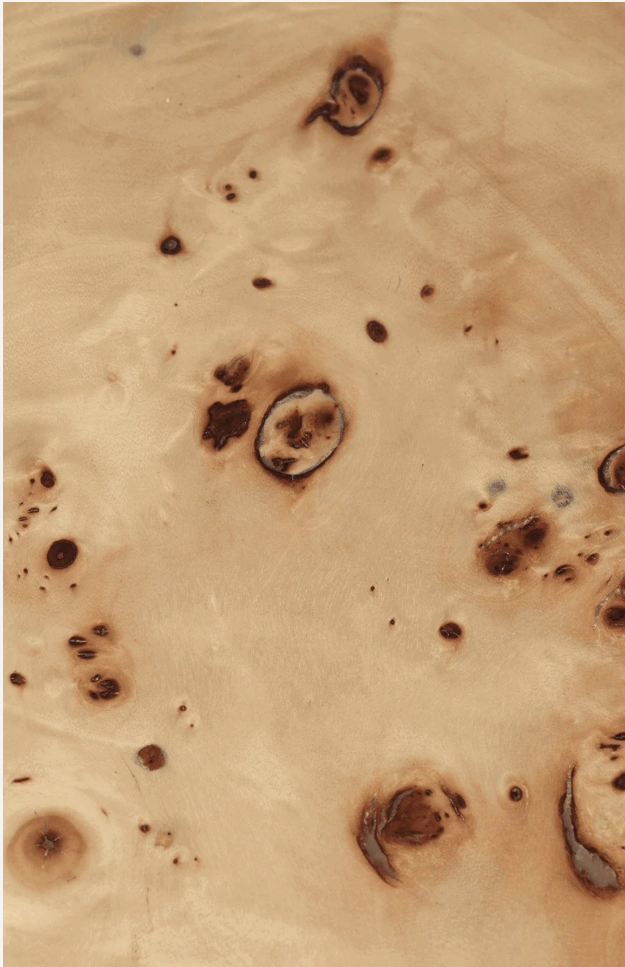
---

*ULRICH HEEGAARD*  
*Founder, NPROJECTS*





# Material & Technique Expertise



Rich in texture

Burl wood is harvested and carefully sliced into thin sheets. This slicing process requires expertise to maintain the integrity of the intricate patterns. The thin sheets are then dried and processed to stabilise the wood, ensuring it is suitable for use as veneer. Throughout the production, great care is taken to preserve the natural beauty and uniqueness of the burl resulting in a veneer that showcases the wood's distinctive character and elegance.



Tulip Tree's Transformed

## Veneer & MDF


This piece was made with a poplar veneer - burl wood outer shell & a MDF Core





## Book Matched Veneer

Using a book matching or slip matching veneer technique. In book matching, consecutive veneer slices are placed next to each other, mirroring each other like the pages of a book, creating a consistent and natural flow. Slip matching involves placing slices of veneer side by side in the order they are cut from the log, which can create a more linear and uniform grain appearance.



## Sunburst Veneer

Created using a sunburst veneer or radial veneer matching technique, where pieces of veneer are cut and placed in a way that fan out from the centre. This technique creates a dramatic, symmetrical effect, emphasising the wood grain by arranging it in segments.





## FSC MDF

**FSC** Medium Density Fiberboard (MDF) is a highly durable and cost-effective material that provides a smooth, uniform surface for applying high-gloss finishes. We source only premium-grade MDF, which undergoes rigorous inspection for density, stability, and consistency. This careful selection ensures a smooth, seamless finish and prevents warping over time.



High-gloss bench & table set

The preparation of the MDF surface is crucial to achieving a high-gloss finish. Our skilled team first sands the MDF surface using multiple grades of sandpaper, beginning with a coarser grit and finishing with a fine grit to achieve a perfectly smooth base. After sanding, we apply a high-quality primer to seal the MDF, which improves adhesion and creates an even surface for the glossy layers.





# Fiberglass

Fiberglass possessed inherent flexibility, granting us the freedom to explore exciting and unconventional shapes, pushing the boundaries of traditional furniture design-we do various finishes, either in matte or high-gloss



Matte Console

One of the most notable characteristics of fiberglass is its extraordinary strength-to-weight ratio. This attribute allows us to create furniture pieces that are lightweight yet surprisingly sturdy, offering an optimal balance between functionality and aesthetics.





## Marble

Starting with careful selection and grading of marble blocks, we utilize advanced cutting techniques like gang sawing, waterjet cutting, and CNC milling to shape slabs precisely. Finishes range from polished high-gloss to textured surfaces, achieved through methods like honing, leathering, and sandblasting, enhancing each piece's natural beauty.

To create intricate designs, we employ techniques like pietra dura inlays and mosaic work, adding unique, decorative details.



## Joint Slab

This technique involves joining multiple slabs of marble to create a larger surface or unique design feature. We ensure seamless joints, precise measurements, and strong, durable connections to maintain both aesthetic appeal and structural integrity.



## Marble Tops

We specialise in crafting marble tops that are both elegant and durable, showcasing our commitment to quality and craftsmanship. Our process begins with a meticulous selection and grading of marble blocks, ensuring each piece meets our high standards for color, texture, and structural integrity.

We produce a wide variety of surface finishes, from a polished high-gloss look to textured surfaces.



## Marble Bases

With bases, we can achieve intricate design features that add to the appeal of each piece.

The joining process is carefully controlled to ensure seamless joints, precise measurements, and strong, durable connections. This not only enhances the aesthetic quality of the finished product but also guarantees the structural integrity of the base.





# Integration of Materials

Using CNC machines or water jet cutting techniques, the marble is cut into the desired irregular shape for the tabletop. This ensures precision in following the design's specifications while minimizing waste. The CNC machines can execute complex curves and rounded edges like those seen in the irregular shape of the tabletop.

The metal components are then welded together using techniques such as TIG (Tungsten Inert Gas) welding or MIG (Metal Inert Gas) welding for strong, clean joints.

One of the most critical steps in the process is securing the marble top to the metal base. The weight of the marble necessitates careful engineering to ensure stability. Metal brackets or adhesive bonding techniques (such as epoxy resin) are used to fasten the marble securely to the metal frame without compromising the aesthetics.



# A PEAK INTO OUR PROJECTS







## HIGH-GLOSS MDF TABLE





MATTE COATED  
FIBERGLASS




















































April  
2025















April  
2025

















April  
2025







This poplar veneer comes from the tulip tree, transformed into a striking side table that resembles marble







April 2025

---



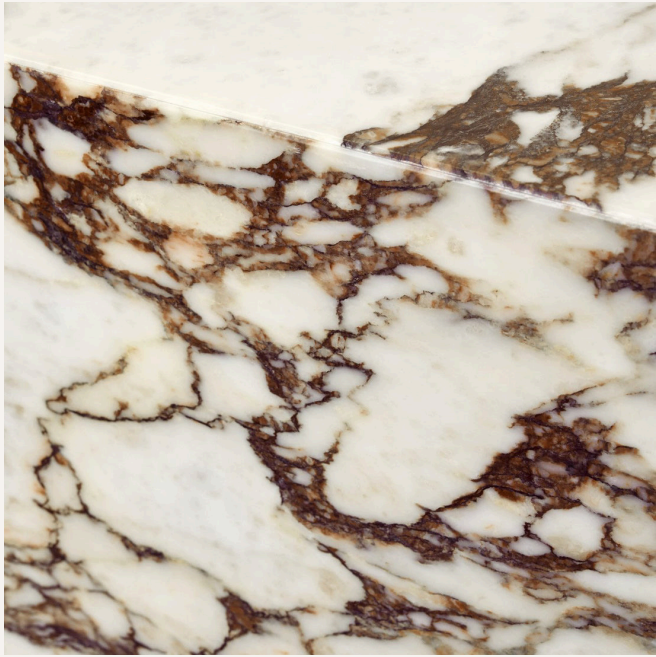
































# Asymmetrical Support

Unorganised beauty with  
supporting legs that do no  
follow a symmetry





April  
2025





# Art Deco Stone


























LXXXX

02

03

Gxxxx

Xxxx

HIGH GLOSS FINISH

NP PORTFOLIO

Statement Marble Entry Table













Flared & Chubby legs are on trend-It's all about the shape's association with design eras past, . This gives playful nod to the 1970s' with a fresh & unexpected way to update a space.











# A FEW OF OUR CLIENTS...

& Tradition®

**Karakter**

**GUBI**

**ferm**  
L I V I N G

**Audo**

COPENHAGEN

**vipp**





[WWW.NPROJECTS.DK](http://WWW.NPROJECTS.DK)